

Locating and Responding to a Solicitation

Locating a Solicitation

1. Open your web browser and go to www.pasupplierportal.state.pa.us. Please note the important information regarding compatible browsers for the PA Supplier Portal website.
2. Select the **Log on** button at the top right of the page.
3. Enter the **User ID** and **Password** you created when you registered as a supplier and log on. *If you are unable to log in, please call the Help Desk at (877) 435-7363 and selection Option #1.*
4. Choose the **Bidder** tab to begin. If you do not see a Bidder tab, another person at your company with separate log-in credentials may have been assigned the Bidder role.

The screenshot shows the SAP Supplier Portal interface. At the top left, there are icons for 'Vendor Administrator' and 'Bidder'. Below these is a navigation menu with the following items: 'Welcome Vendor Administrator', 'Create Additional Users', 'Manage User Data', 'Manage My Data', 'Manage Company Data', 'Maintain Addresses', and 'Supplier Service Center'. The main content area is titled 'WELCOME VENDOR ADMINISTRATOR' and contains the text: 'As an Administrative User for your company in the PA Supplier Portal you have the authority to:'. Below this text is a bulleted list of permissions: 'Create Additional Users', 'Manage Company Data', 'Manage Supplier Addresses', and 'Manage Bank Data & Product Categories'.

5. The **Bid Processing** screen will open and will display all Events currently open for responses. If the search fields seen below are not visible, select the **Search Criteria** button to display them.

The screenshot shows the 'Solicitations - All' search criteria screen. The search criteria section includes the following fields: 'Solicitation Number' (with a 'To' field), 'Solicitation Status' (set to 'Current RFx'), 'Creation Date' (with a 'To' field), 'Deadline Date Flag', 'Status', 'Response Timeframe', and 'Smart Number'. There are 'Apply' and 'Clear' buttons. Below the search criteria is a table with the following columns: 'Event Number', 'Event Description', 'Event Type', 'Event Status', 'Start Date', 'End Date', 'Response Number', 'Response Status', and 'Event Version'. The table contains four rows of data:

Event Number	Event Description	Event Type	Event Status	Start Date	End Date	Response Number	Response Status	Event Version
6100046613	Eggs October 2018 thur December 2018	Invitation For Bid	Published	08/29/2018	09/12/2018		No Bid Created	1
6100046612	Desserts 10/1/18-12/31/18	Invitation For Bid	Published	08/29/2018	09/12/2018		No Bid Created	1
6100046611	23 NE TNC LONG PRESERVE VPA HIP	Invitation For Bid	Published	08/28/2018	09/06/2018		No Bid Created	1
6100046604	Temporary Housekeeper Service	Invitation For Bid	Published	08/29/2018	09/19/2018		No Bid Created	1

- To search for and respond to a specific Solicitation, enter the **Solicitation Number** in the appropriate field and select the **Apply** button. The Solicitation will appear below. *Please ensure all fields below "Solicitation Status" are blank, as extra information such as "Status" or "Response Timeframe" may cause the system to skip over the desired Solicitation.*

Event Number	Event Description	Event Type	Event Status	Start Date	End Date	Response Number	Response Status	Event Version
6100046601	PSP Mercer Station Snow Removal	Invitation For Bid	Published	08/28/2018	09/12/2018		No Bid Created	1

- Click the blue **Event Number** link to open the Solicitation in a new window. *If your browser asks to allow pop-ups, select "Always Allow". If the window still does not open, ensure all pop-up blockers are disabled.*

Viewing and Responding to a Solicitation

Before creating a response, browse the **Header** and **Items** tabs for bid information.

- If you have not downloaded any bid documents, they can be found under the **Header** tab in the **Notes and Attachments** section. A description for the Solicitation can be found at the **Tendering Text** link. *Any questions about the attachments or description can be directed to the Solicitation Owner.*

Category	Description	File Name	Version	Processor	Checked Out	Type	Size (KB)
Standard Attachment	Bid Specification	SNOW SPECIFICATIONS-2018.doc	1		<input type="checkbox"/>	doc	33
Standard Attachment	Proof of Visit Form	PROOF OF VISIT FORM- SR Mercer Station.doc	1		<input type="checkbox"/>	doc	27
Legal Document	Terms and Conditions	Document	1		<input type="checkbox"/>	pdf	83

- Download all required attachments (if necessary) by clicking the linked **Description** of each one. *It is highly recommended that you download and complete all required documents before creating a response.*

- To begin your response, select **Register** to register your company for any potential change notices, then select the **Create Response** button.

Display Solicitation :

Print Preview | | Close | **Register** | Export

Solicitation Number 6100046601 Description PSP Mercer Station Snow Removal Status Published Start Date 12:00:00 EST
 Version Type Active Version

Display Solicitation :

Print Preview | | Close | **Create Response** | Export

You are registered to the RFX and will be informed of changes

Solicitation Number 6100046601 Description PSP Mercer Station Snow Removal Status Published Start Date 12:00:00 EST
 Version Type Active Version

- A new **Create Response** window will open (see below). To complete your response, a maximum of three steps must be completed before submitting. These can be done in any order.

Create Response

Submit | Read Only | Print Preview | Check | Close | Save | Questions and Answers (0)

Solicitation Response Number 6500122510 Solicitation Number 6100046601 Status In Process Submission Deadline 09/12/2018 13:30:00 EST Opening Date 09/12/2018 13:35:00 EST
 Response Version Number 0.00 USD Version Number Active Version RFX Version Number 1

Header Items Summary Tracking

Basic Data Questions Notes and Attachments

Event Parameters
 Currency: United States Dollar

Status and Statistics
 Created On: 08/29/2018 11:42:25 EST
 Created By: Mr. Randall Miller
 Last Processed On: 08/29/2018 11:42:25 EST
 Last Processed By: Mr. Randall Miller

- Under the default **Header** tab, select **Questions** to answer two mandatory questions. Select "Yes" from the **Reply** drop-down menu on each one to indicate that you have read and understood the listed attachments.

Header Items Summary Tracking

Basic Data **Questions** Notes and Attachments

Question Reply

*Is the offer in accordance with the "Representations and Authorizations" listed in section "Submission – 001.1" of the attached solicitation document?: Y: Yes ▾

*Has the submitter read, and does the submitter understand, the "Representations and Authorizations" listed in section "Submission – 001.1" of the attached solicitation document?: ▾
 Y: Yes

- Under the **Header** tab section **Notes and Attachments**, select the **Header Bidder's Remarks** link to add any additional notes or select the **Add Attachment** button (highlighted below) to add any additional documents.

Header Items Summary Tracking

Basic Data Questions **Notes and Attachments**

▼ Notes

Clear

Category	Description
Conditions of Participation	-Empty-
Bid Invitation/Auction Text	THIS BID IS SET ASIDE FOR SMALL BUSINESS. YOU MUST TO S...
Purchaser's Remarks	-Empty-
Header Bidder's Remarks	-Empty-

▼ Attachments

Add Attachment Edit Description Versioning Delete

Category	Description	File Name	Version	Processor	Checked Out	Type	Size (KB)
Standard Attachment	Bid Specification	SNOW SPECIFICATIONS-2018.doc	1		<input type="checkbox"/>	doc	33
Standard Attachment	Proof of Visit Form	PROOF OF VISIT FORM- SR Mercer Station.doc	1		<input type="checkbox"/>	doc	27
Legal Document	Terms and Conditions	Document	1		<input type="checkbox"/>	pdf	83

- When the **Add Attachment window** pops up, select **Browse** to search your computer for a completed attachment, open the file, and click "OK" to add it to the list (see below). If you have more than one completed attachment to add, repeat this step as necessary. *If no attachments are required, skip this step.*

-Empty- THIS BID IS SET ASIDE FOR -Empty- -Empty-

Add Attachment □ ×

Here, you can upload a file and attach it to the header

File: C:\Users\randmillerDe

Description:

File Name	Processor	Checked Out	Type
SNOW SPECIFICATIONS-2018.doc		<input type="checkbox"/>	doc
PROOF OF VISIT FORM- SR Mercer Stat		<input type="checkbox"/>	doc

- Select the **Items** tab to enter line item prices. Prices should be entered in the **Price** column per unit of measure. Pressing Enter after each price will update the **Total Value** amount at the bottom right. If there are more than 10 total line items, scroll down to complete them all. *If a price sheet was completed as an attachment, skip this step.*

Header **Items** Summary Tracking

▼ Item Overview

Details Add New Copy Paste Delete Calculate Value Filter Expand All Collapse All Settings

Line Number	Description	Item Type	Product ID	Product Category	Product Category Description	Required Quantity	Unit	Price	Currency	Price Per	Delivery Date	Total Value	RFx / Response #	RFx / Response %	Internal Item Number
10	FY18 Snow Removal/Plowing	Material	72102901	SNOW REMOVAL SVCS	25,000	H	50.00	USD	1	On 11/01/2018	1,250.00	0/0	0/0	1	
11	FY18 Granular Deicing Material	Material	72102901	SNOW REMOVAL SVCS	25,000	TON	320.00	USD	1	On 11/01/2018	8,000.00	0/0	0/0	2	
12	FY18 Snow Removal/Sidewalks	Material	72102901	SNOW REMOVAL SVCS	25,000	H	40.00	USD	1	On 11/01/2018	1,000.00	0/0	0/0	3	
13	FY18 Deicing Material/Bags	Material	72102901	SNOW REMOVAL SVCS	15,000	EA	13.00	USD	1	On 11/01/2018	195.00	0/0	0/0	4	
14	FY18 Application Deicing Material	Material	72102901	SNOW REMOVAL SVCS	25,000	H	20.00	USD	1	On 11/01/2018	500.00	0/0	0/0	5	
15	FY19 Snow Removal/Plowing	Material	72102901	SNOW REMOVAL SVCS	25,000	H	65.00	USD	1	On 11/01/2019	1,625.00	0/0	0/0	6	
16	FY19 Granular Deicing Material	Material	72102901	SNOW REMOVAL SVCS	25,000	TON	300.00	USD	1	On 11/01/2019	7,500.00	0/0	0/0	7	
17	FY19 Snow Removal/Sidewalks	Material	72102901	SNOW REMOVAL SVCS	25,000	H	20.00	USD	1	On 11/01/2019	500.00	0/0	0/0	8	
18	FY19 Deicing Material/Bags	Material	72102901	SNOW REMOVAL SVCS	15,000	EA	15.00	USD	1	On 11/01/2019	225.00	0/0	0/0	9	
19	FY19 Application of Deicing Material	Material	72102901	SNOW REMOVAL SVCS	25,000	H	0.00	USD	1	On 11/01/2019	0.00	0/0	0/0	10	
												Total Value	20,795.00	USD	

9. Before submitting your response, select the **Summary** tab (see below) to review. Ensure that all applicable steps have been completed: all **Items** are responded to (if necessary), all **Questions** are answered (mandatory), all **Notes and Attachments** are included (if necessary), and the **Total Response Value** is accurate.

The screenshot shows the 'Summary' tab selected in a navigation bar with 'Header', 'Items', and 'Tracking'. Below the navigation bar, there are several summary statistics in a light gray box:

- RFX Response Number: 6500122510
- Items with Response: 25 out of 25 items responded to
- Questions: 2 out of 2 questions answered (2 out of 2 mandatory)
- Notes: 1 notes added
- Attachments: No Attachments Added
- Conditions: 25 conditions added
- Total RFX Response Value: 60,220.00 USD

10. When all information is correct, click the **Check** button at top. You will be prompted to submit the response.

The screenshot shows the 'Create Response' interface. At the top, there are several buttons: 'Submit', 'Read Only', 'Print Preview', 'Check', 'Close', 'Save', 'Delete', and 'Questions and Answers (0)'. The 'Check' button is highlighted with a mouse cursor. Below the buttons, there is a warning icon and the text: 'In order to complete your bid as a valid bid response, you must select the Submit button.' Below this, there is a table with the following data:

Solicitation Response Number	6500122510	Solicitation Number	6100046601	Status	Saved	Submission Deadline	
Response Version Number	60,220.00 USD	Version Number	Active Version	RFX Version Number			1

11. Finally, click the **Submit** button. An approval message will appear below.

The screenshot shows the 'Create Response' interface. The 'Submit' button is highlighted with a mouse cursor. Below the buttons, there is a table with the following data:

Solicitation Response Number	6500122510	Solicitation Number	6100046601	Status	In Process	Submission Deadline	
Response Version Number	60,220.00 USD	Version Number	C1	RFX Version Number			1

Below the table, there is a checkmark icon and the text: 'RFX response 6500122510 submitted'.

12. If desired, a PDF copy of your bid can be viewed or saved by clicking the **Print Preview** button. Any attached documents will not be included. *You do not need to print or mail this file.*

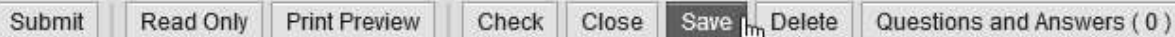
The screenshot shows the 'Create Response' interface. The 'Print Preview' button is highlighted with a mouse cursor. Other buttons visible include 'Edit', 'Check', 'Close', and 'Questions and Answers (0)'.

13. **Close** and **Log Off** to exit the PA Supplier Portal.

Saving a Solicitation Response

1. To save a response, click the **Save** button at any time when working on it. *Please note that this will simply “freeze” the response until you are ready to resume work.*

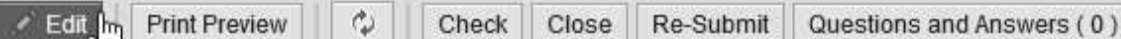
Create Response



Submit Read Only Print Preview Check Close **Save** Delete Questions and Answers (0)

2. When ready to resume work, click the **Edit** button to pick up where you left off. *If you have logged off between sessions, open the Response Number link to find the Edit button.*

Create Response



Edit Print Preview Refresh Check Close Re-Submit Questions and Answers (0)

Editing or Withdrawing a Response

1. To edit your response after submitting, open the **Response Number** link and click the **Edit** button. Make any desired changes and click the **Check** and **Submit** buttons as before. Your new response will overwrite the previous one. This can be done an unlimited number of times before the bid deadline.

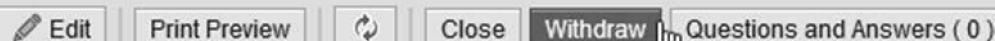
Create Response



Edit Print Preview Refresh Check Close Re-Submit Questions and Answers (0)

2. To withdraw a submitted bid response, open the **Response Number** link and click the **Withdraw** button any time after submitting. If desired, a withdrawn bid can still be re-submitted by clicking the **Re-Submit Bid** button on the same menu.

Create Response



Edit Print Preview Refresh Close **Withdraw** Questions and Answers (0)

Any additional questions about locating or responding to PA Supplier Portal Solicitations can be directed to the Help Desk at (877) 435-7363, Option #2.